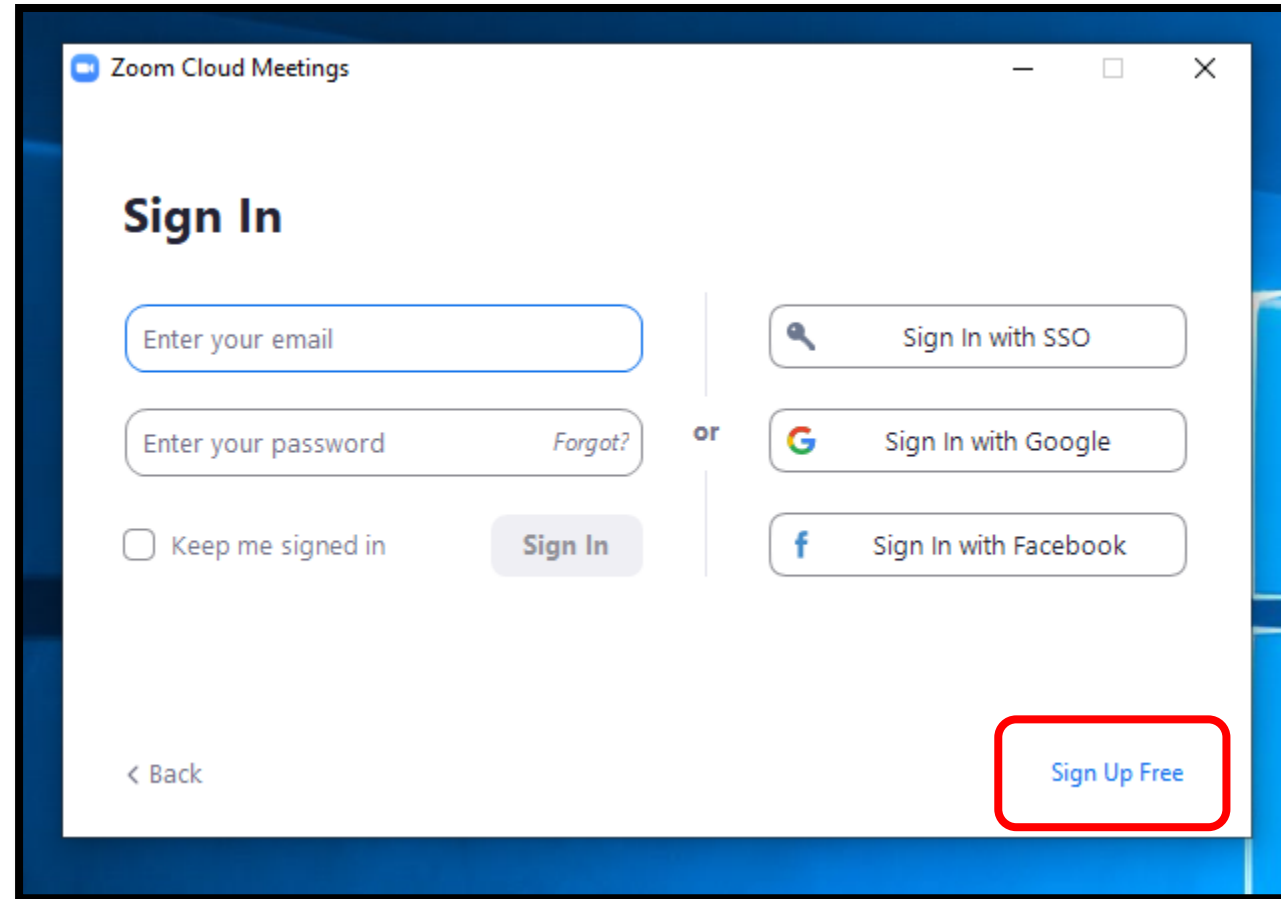


Join the AMS meeting on Zoom

Download Zoom

- <https://zoom.us/download>

Sign Up



The image shows a screenshot of the Zoom Cloud Meetings sign-in page. The window title is "Zoom Cloud Meetings". The main heading is "Sign In". On the left side, there are two input fields: "Enter your email" and "Enter your password" with a "Forgot?" link. Below these is a checkbox for "Keep me signed in" and a "Sign In" button. On the right side, there are three buttons for social sign-in: "Sign In with SSO", "Sign In with Google", and "Sign In with Facebook". A vertical line with the word "or" separates the email/password fields from the social sign-in buttons. At the bottom left, there is a "< Back" link. At the bottom right, there is a "Sign Up Free" button, which is highlighted with a red rectangular border.

Zoom Cloud Meetings

Sign In

Enter your email

Enter your password [Forgot?](#)

Keep me signed in [Sign In](#)

or

[Sign In with SSO](#)

[Sign In with Google](#)

[Sign In with Facebook](#)

[< Back](#)

[Sign Up Free](#)



SOLUTIONS ▾

PLANS & PRICING

CONTACT SALES

JOIN A MEETING

HOST A MEETING ▾

SIGN IN

SIGN UP, IT'S FREE

For verification, please confirm your date of birth.

Month ▾ Day ▾ Year ▾ Continue

This data will not be stored

Confirm the date of birth.

Are you signing up on behalf of a school?

Yes No

Continue



1 Account Info ---- 2 Invite Colleagues ---- 3 Test Meeting



Welcome to Zoom

Hi, ams***@***com. Your account has been successfully created. Please list your name and create a password to continue.

First Name

Last Name

Password

Confirm Password

By signing up, I agree to the [Privacy Policy](#) and [Terms of Service](#).

Continue


- If you are signing up on behalf of a school, you have to enter the school email for signing up
- If you are not, you just need to enter your private email
- **Please enter the name that you used to register the AMS 2020, as we will take the attendance based on your name displayed on zoom**



Don't Zoom Alone.

Invite your colleagues to create their own free Zoom account today! [Why invite?](#)

[Add another email](#)

I'm not a robot  reCAPTCHA
Privacy - Terms

You can invite your colleagues or skip the step



Start your test meeting.

Excellent! Now it's time to start meeting.

Your personal meeting url:

[https://us04web.zoom.us/j/2015332074?
pwd=eFV3TlFvTmhQY1BCMk9jckRYN0VQQT09](https://us04web.zoom.us/j/2015332074?pwd=eFV3TlFvTmhQY1BCMk9jckRYN0VQQT09)

Start Meeting Now

Go to My Account

Save time by scheduling your meetings directly from your calendar.



Microsoft Outlook Plugin
Download



Chrome Extension
Download

Join the Meeting

9th September 2020 (Wednesday)

AMS Annual Refresher Course

- Start Time: 0830

- Link: <https://cuhk.zoom.us/j/91726034426?pwd=RVYyYnpyL0RDMUUVmkZFeEo4YWk1dz09>

- Meeting ID: 917 2603 4426

- Passcode: 344113

Click on the Zoom link on your email.

ts/91726054426?pwd=RV1yTm9yL0RDM0U0V1V1k2FeE04TWRkT0Z09#success

zoom

Support English ▾

Open Zoom Meetings?

https://cuhk.zoom.us wants to open this application.

Always allow cuhk.zoom.us to open links of this type in the associated app

Open Zoom Meetings Cancel

When system dialog prompts, click **Open Zoom Meetings**.

If you have Zoom Client installed, [launch meeting](#). Otherwise, [download and run Zoom](#).

Copyright ©2020 Zoom Video Communications, Inc. All rights reserved.
Privacy & Legal Policies



Talking:

Meeting Topic: AMS 2020: AMS Annual Refresher Course

Host: James Francis GRIFFITH

Password:

Invite Link:

Participant

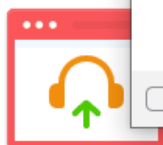
Choose ONE of the audio conference options

Phone Call Computer Audio

Join with Computer Audio

Test Speaker and Microphone

Automatically join audio by computer when joining a meeting





Join Audio

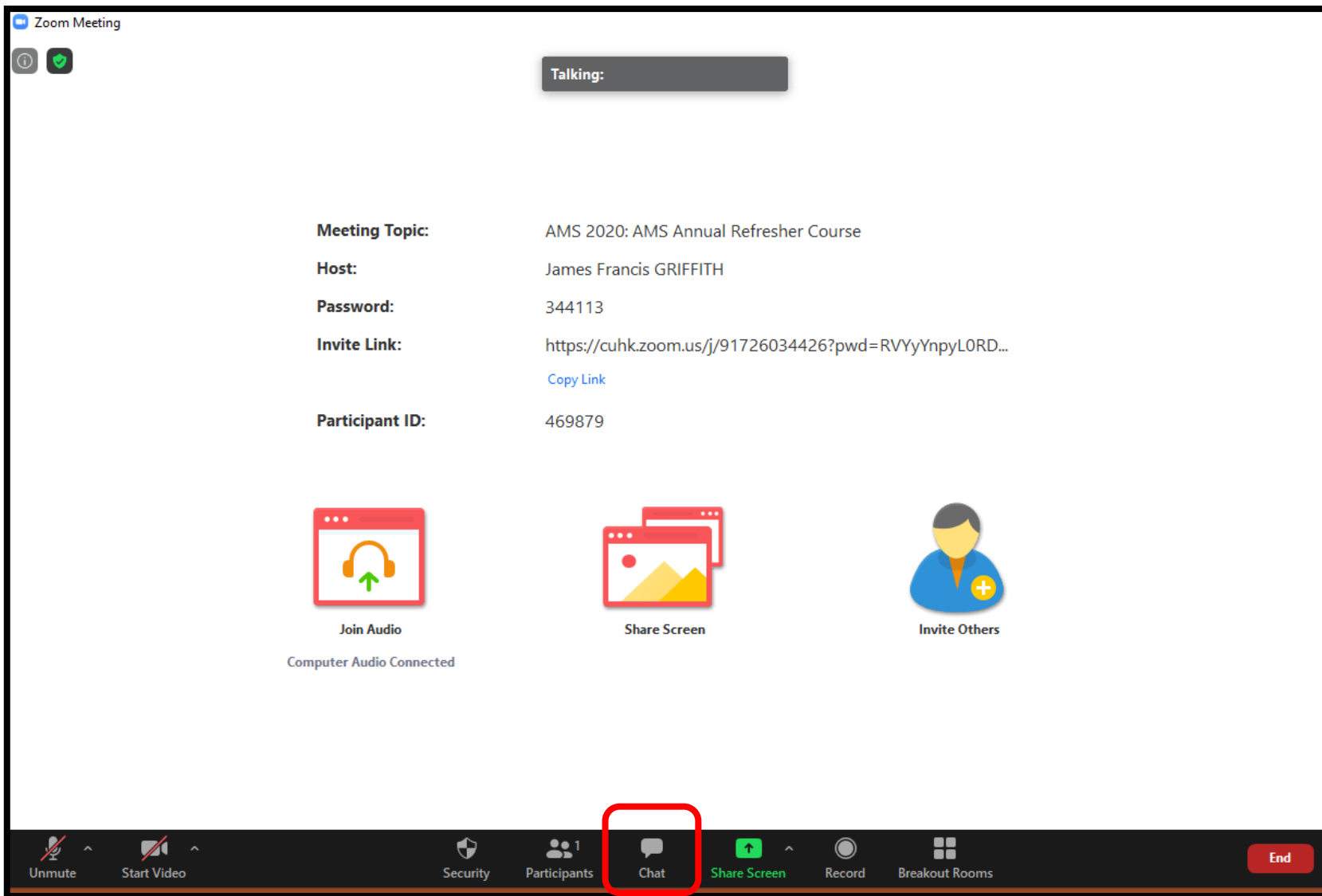


Share Screen



Invite Others





You can ask question in the chat room.